

SeaPerformer Data Monitor Version 1.7 Release Note

SeaPerformer Data Monitor Version 1.7 Release Note

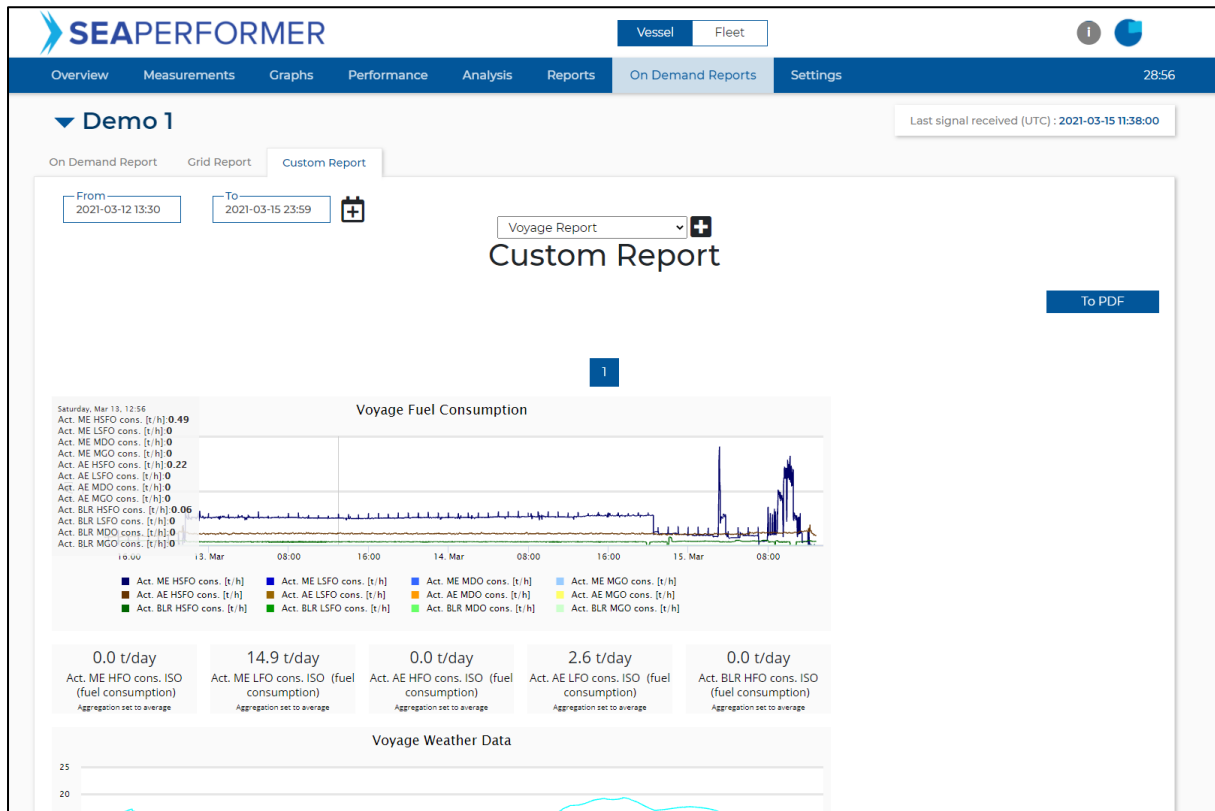
DOCUMENT VERSION 1.0 / 2021-03-16

Main features included in SeaPerformer Data Monitor version 1.7

1. General custom report	3
2. Extensive processing time warning	3
3. Small changes in performance tab	4
4. Troubleshooting	4
<i>Chrome browser</i>	<i>4</i>
<i>Firefox browser</i>	<i>5</i>

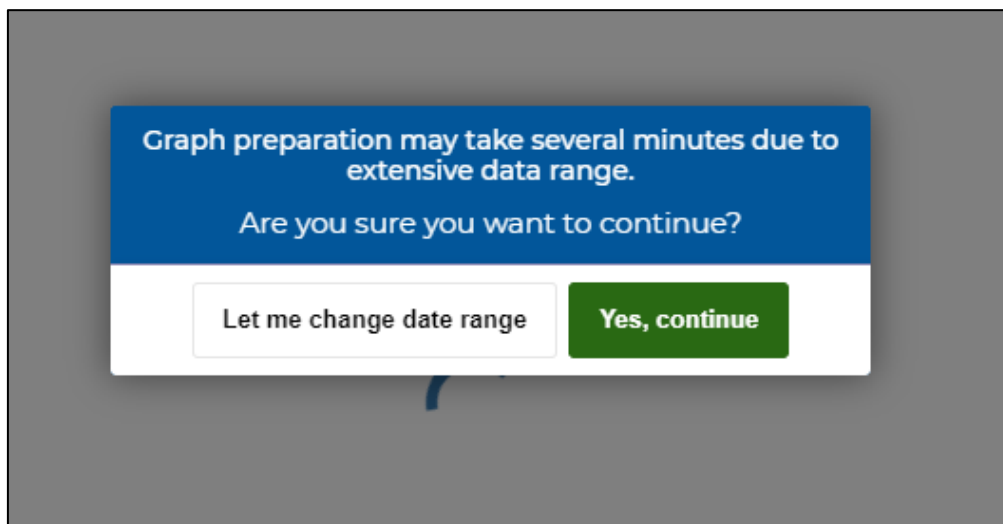
1. General custom report

The tool allows to prepare a customizable report with data requested by user. Users can create their own reports from available parameters, which can be presented as values, graphs, gauges etc. The parameters can be then placed in available space. User can add additional pages if the report should contain more information. After the report is created it should be named to clearly describe what it contains. Saved reports are available only to the user who created them. Every report can be shown as “live” version in the SeaPerformer application or can be exported to PDF file. Our Coordination team also prepared some templates available for all users.



2. Extensive processing time warning

Some calculations can be time consuming. We've added additional information for user if the selected period and tab would take a long processing time. If the user don't want to wait additional time he can cancel the loading of the chart and e.g. selects another period. This will allow the user to reconsider input parameters before extensive processing is engaged.



3. Small changes in performance tab

In this release we also added some small changes in performance tab. We've changed the Performance Logbook to show the points in the same manner as we are showing them in other Performance Charts. This will simplify the interpretation of the performance charts.

4. Troubleshooting

Availability of new features on particular vessel may depend on specific data or signals. Should any of above mentioned features be unavailable for your vessel please contact our support team at support@e-vesseltracker.com.

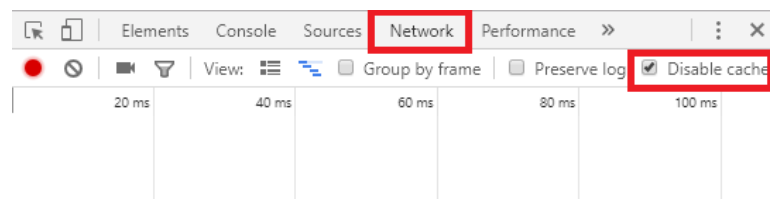
In case of problems with visualization, please try to refresh SeaPerformer site without cached files. Depending on user system:

- **Windows: SHIFT + F5;**
- **Mac/Apple: Apple + R or command + R;**
- **Linux: F5.**

If this doesn't help, try the solutions below:

Chrome browser


- Click F12 to open developer console;
- Go to Network Tab;
- Make sure that the Disable Cache checkbox is checked;
- Refresh the site with developer console opened.

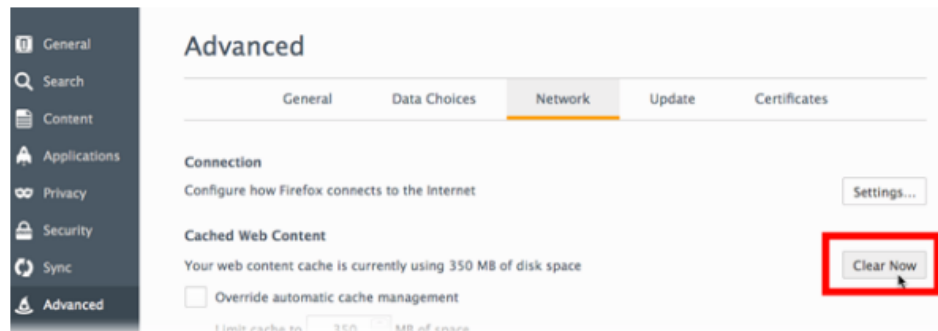


Recording network activity...
Perform a request or hit **F5** to record the reload.

Firefox browser

Clear the cache

1. Click the menu button  and choose **Options**.
2. Select the **Advanced** panel.
3. Click on the **Network** tab.
4. In the **Cached Web Content** section, click **Clear Now**.



5. Close the `about:preferences` page. Any changes you've made will automatically be saved.