

SeaPerformer Data Monitor Version 1.13 Release Note

SeaPerformer Data Monitor Version 1.13 Release Note

DOCUMENT VERSION 1.0 / 2022-11-30

ENAMOR Sp z o.o.

ul. Inżynierska 1 | 81-512 Gdynia | Poland

VAT UE: PL 5860102211 | REGON: 00135874

tel.: +48 58 69 01 700

email: research@enamor.pl

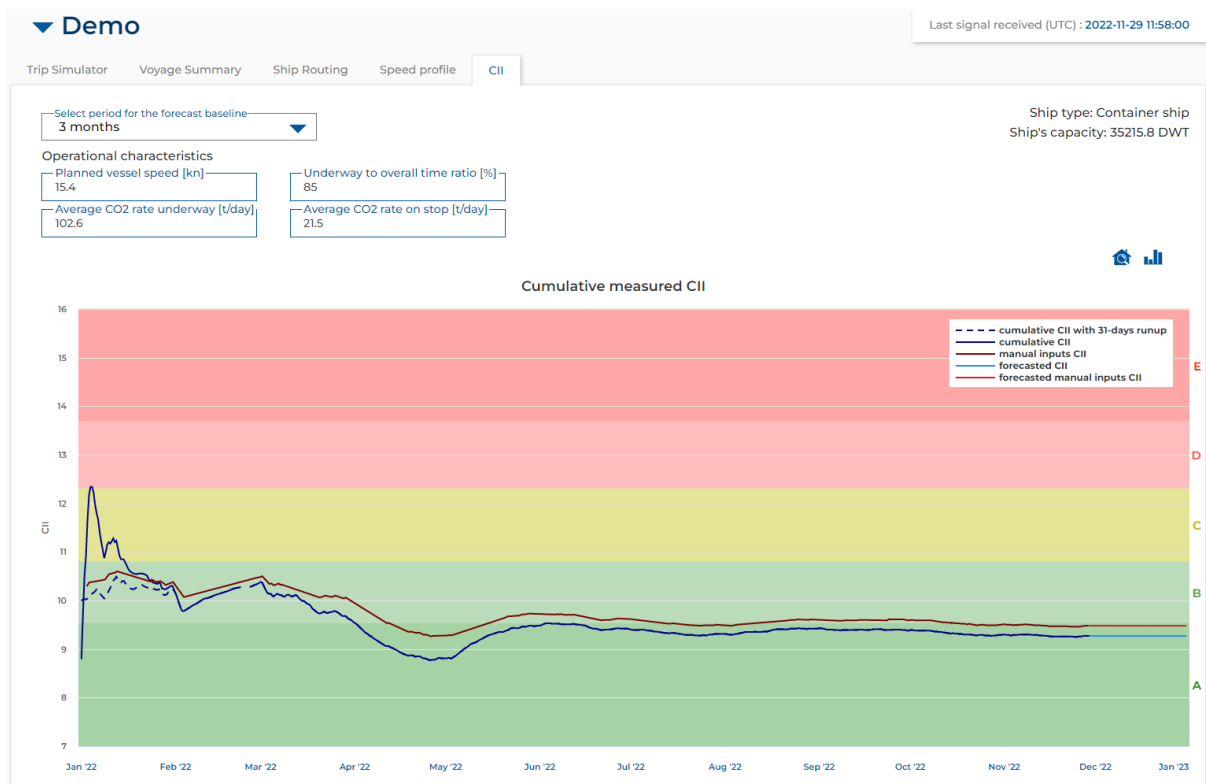
web: www.enamor.pl

Main features included in SeaPerformer Data Monitor version 1.13

1.	Changes to Carbon Intensity Indicator Graph	3
2.	Custom reports new features, tweaks and fixes	3
3.	Minor fixes	4
4.	Troubleshooting	4
	<i>Chrome browser</i>	<i>4</i>
	<i>Firefox browser</i>	<i>5</i>

1. Changes to Carbon Intensity Indicator Graph

One of the new features in previous SeaPerformer Data Monitor releases was Carbon Intensity Indicator graph. The CII is a new measure to support IMO's objective to reduce CO2 emissions in marine transportation. Additional features were added to the graph allowing to visualize data taking manual inputs into account. New line is displayed showing CII according to manual inputs



Type and ship's capacity has been added in top right for the reference. Additionally CII value was added to the DCS reports.

2. Custom reports new features, tweaks and fixes

Custom reports tab also went under additional development which made working with this feature easier. Few of those new options are:

- Possibility to turn on/off all series using one button
- Not resetting selected data after changing selected report
- Turning off a serie on a graph made more understandable
- Improved performance
- Saving turned off series so they remain turned off after reloading and more

3. Minor fixes

This point contains some minor improvements in user interface of the application as well as some fixes. These are related to charts clarity, simplification of views and internal data processing optimization. Each new version of the application contains some corrections and improvements thanks to the feedback from the users and internal tests. This release contains the following fixes or improvements:

- Improvements in graph tooltips
- Graphs scaling improvements
- Interface fixes and improvements (font, buttons, top menu)
- Fuel/speed graph fixes for specific scenario
- Total fuel fixes for operational modes filtering
- EEOI report fixes in PDF
- Manual inputs fixes in PDF
- Static trim and static draft added to time graph
- Multiple visual improvements trough whole application

4. Troubleshooting

Availability of new features on particular vessel may depend on specific data or signals. Should any of above mentioned features be unavailable for your vessel please contact our support team at coordination@enamor.pl.

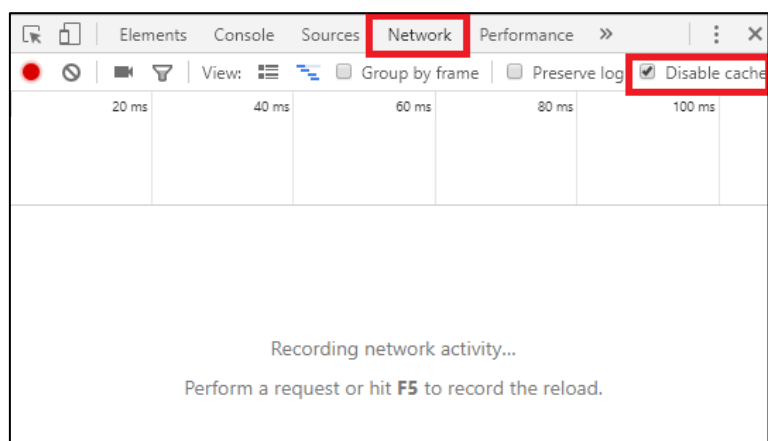
In case of problems with visualization, please try to refresh SeaPerformer site without cached files. Depending on user system:

- **Windows: SHIFT + F5;**
- **Mac/Apple: Apple + R or command + R;**
- **Linux: F5.**

If this doesn't help, try the solutions below:


Chrome browser

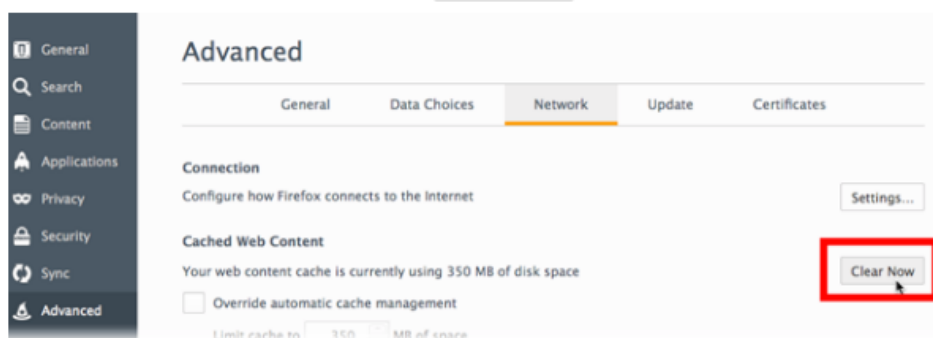
- Click F12 to open developer console;
- Go to Network Tab;
- Make sure that the Disable Cache checkbox is checked;
- Refresh the site with developer console opened.



Firefox browser

Clear the cache

1. Click the menu button  and choose **Options**.
2. Select the **Advanced** panel.
3. Click on the **Network** tab.
4. In the **Cached Web Content** section, click **Clear Now**.



5. Close the `about:preferences` page. Any changes you've made will automatically be saved.